

Moba Robot De-Palletiser MR 50

MR 50

The MR 50 is part of the “Moba Robotics” series. This system is capable of de-palletizing pallets of the *Eggs Cargo™* system and has a max capacity of 180,000 eggs per hour. (500 cases per hour) It can be connected to Moba loaders with a continuous running pre-loader belt (TVS60, TVS120, FL330 and FL500).

Full pallets are placed on the automatic pallet transport system by pallet jack or fork lift and are then automatically transported towards the MR50's de-palletising position. Standard the pallet infeed transport conveyor can hold 4 full pallets.

The pick up head takes 4 stacks of eggs simultaneously from the pallet onto the pre-loader belt.

Layer pads and empty pallets are also automatically picked up and stacked onto an empty pallet or layer pad storage. As an option, these stacks can also be transported off automatically when full.

The MR50 can be configured into different layouts, with regard to de-palletising position, layer pad and empty pallet stack. Further on the robot can be positioned in line with or at right angles to the pre-loader belt.



The multifunctional pickup head is able to handle empty pallets, layer pads, and of course stacks of trays.

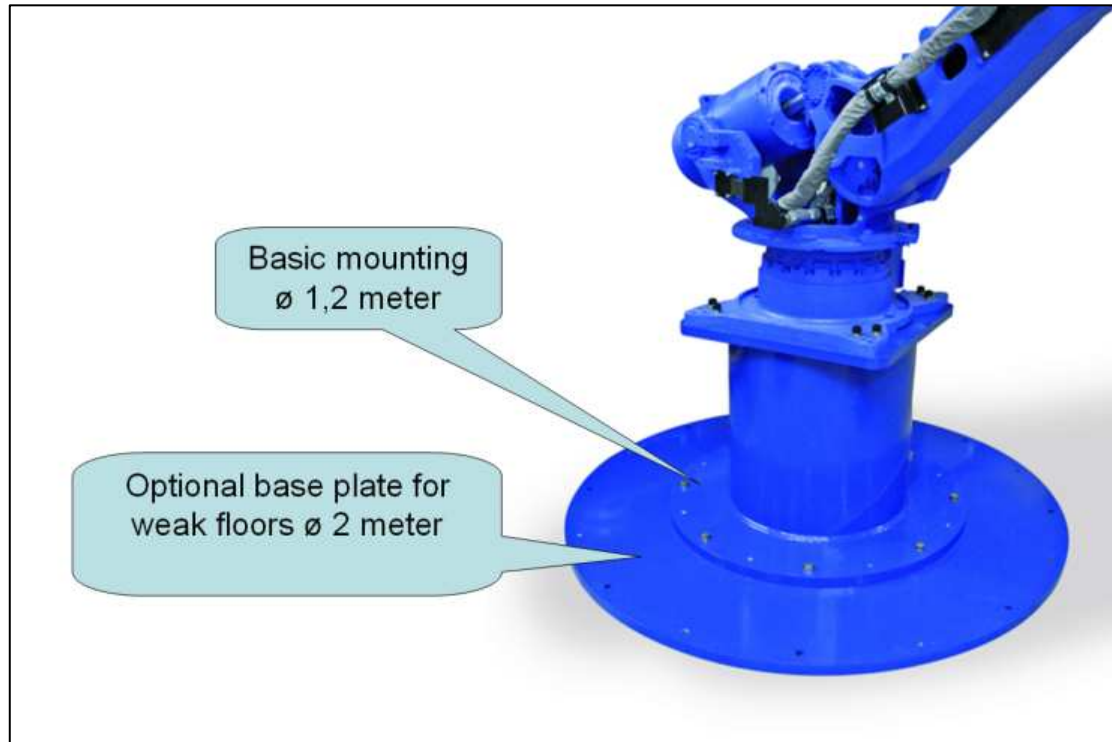
Configurations can be tailor made with following functions:

Standard:

- De-palletising of pallets of *Eggs Cargo™* system.
- Automatic pallet transport towards the de-palletising position; 4 full pallets (including off loading)
- 1 stacking position for empty pallets (up to 12 pallets)
- 1 stacking position for layer pads
- Maximum pallet height: 6 layers

Optional:

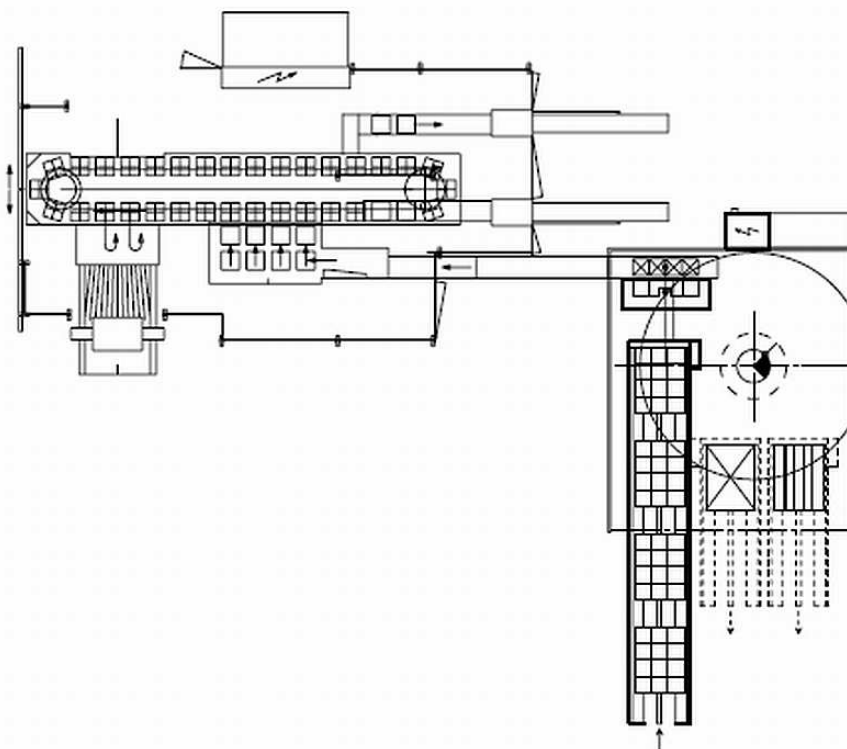
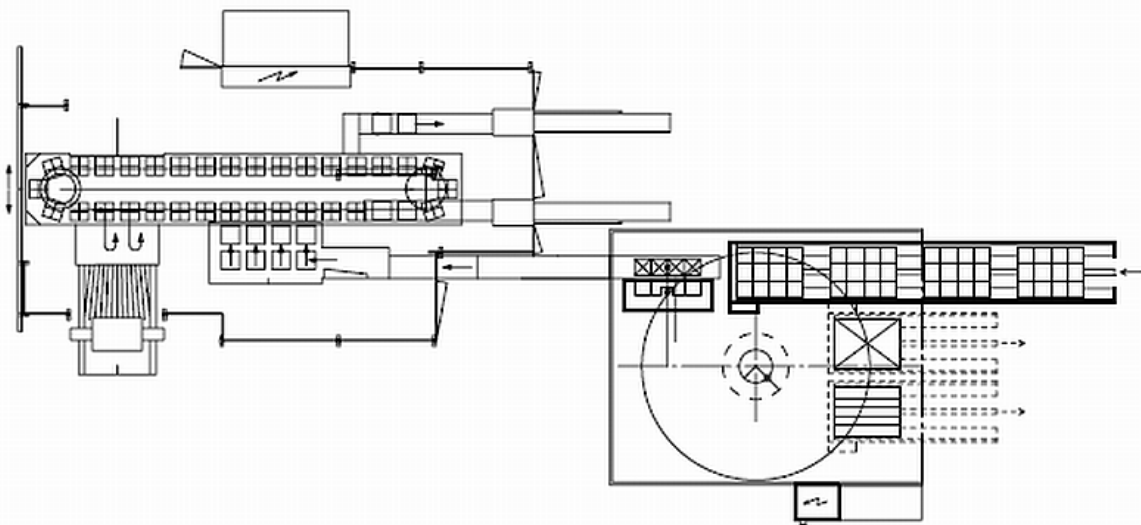
- Pallet transport extensions for a larger full pallet buffer (2 pallets per extension)
- Automatic transport for empty pallet stack and layer pad storage
- Enlarged base plate, in case of weak floors.



- If the floor is thinner than 15cm of reinforced concrete, the above optional base plate can be mounted)

Configuration	Weight	Floor surface	Surface load	Mounting
Normal	2000kg	1.13m ²	177g/cm ²	15cm reinforced concrete 8 x M20 (chemical anchor)
With optional base plate	3000kg	3.14m ²	95g/cm ²	<15cm reinforced concrete 8 x M20 (chemical anchor)

Standard layouts MR50



Pallet position



Empty pallet stack



Interleaf sheets

DISCLAIMER:

Moba continuously improves its products. Images and data in this brochure can therefore differ from the latest configuration.